

# Cubeez® Finger Puppets


## How to make the puppets

Make Dink, Tizzy, Doody and Bozz come alive.



Paste the four Cubeez onto thin card and cut out. Be sure to cut out the two finger holes so that you can make them walk. You may need an adult to help you do this part.

To make a Cubee walk put your second and middle finger through the two holes you cut out. Try one on each hand!

**Dink**



**Tizzy**



---

This craft activity will encourage children to use their own creativity skills and imagination.


Younger children will need help with cutting and sticking.

Activity pack downloaded from [www.cubeez.com](http://www.cubeez.com) © 2001 Cubeez Ltd. All rights reserved.



# Cubeez® Finger Puppets

Let's cubee doobee do it!

Doody



Bozz



This craft activity will encourage children to use their own creativity skills and imagination.

Younger children will need help with cutting and sticking.

Activity pack downloaded from [www.cubeez.com](http://www.cubeez.com) © 2001 Cubeez Ltd. All rights reserved.